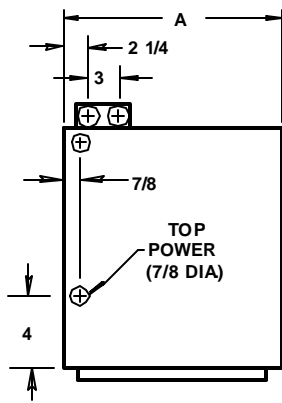
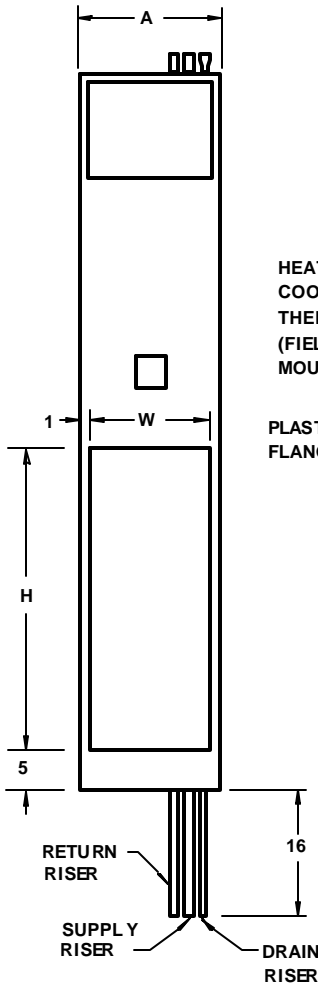


RIGHT HAND UNIT

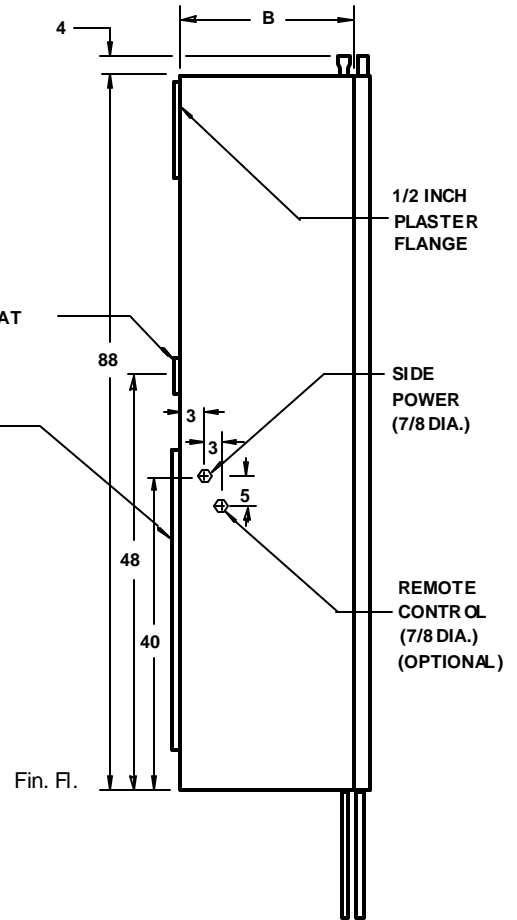


LEFT HAND UNIT

PLAN VIEW



FRONT VIEW



RIGHT SIDE VIEW

**Notes:**

1. The return air opening is always on the front of the unit.
2. Cabinet is acoustically and thermally insulated, and is fabricated of continuous galvanized steel, suitable for direct application of "drywall" plaster board.
3. Supply, return and drain risers are type M copper. Riser assemblies include two shut off valves inside the cabinet. Standard units include high-pressure hose kits for connection of the refrigeration chassis. The entire bottom of the unit is a drain pan, for containment of water within the unit.

UNIT SIZE	A	B	W	H
VI 202 VI 302 VI 402	16	17	14	36
VI 602 VI 802	18	20	16	38

All dimensions in inches.

**WATER SOURCE HEAT PUMPS**

**THE WHALEN COMPANY**  
EASTON, MARYLAND

**SERIES VI VERTICAL UNITS**

Rear Risers

DRAWING NUMBER 601F-R

DECEMBER 2004