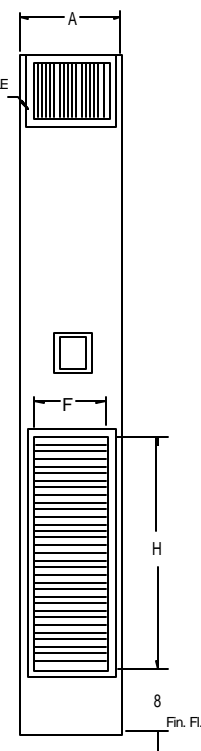



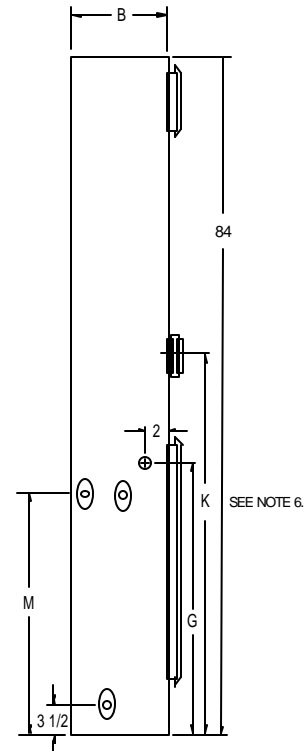
LEFT SIDE VIEW  
REAR RISERS



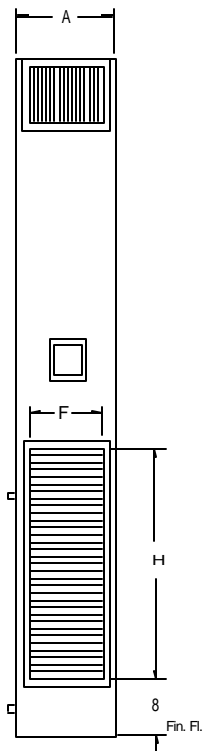
FRONT VIEW  
REAR RISERS



REAR VIEW  
REAR RISERS



LEFT SIDE VIEW  
SIDE RISERS  
L.H. SHOWN



FRONT VIEW  
SIDE RISERS

**NOTES:**

1. See drawing number 411 for supply grille or register options. The return air grille is always on the front of the unit.
2. Cabinet is continuous galvanized steel, suitable for direct application of "drywall" plaster board.
3. Return air grille is clear anodized aluminum.
4. No supply, return and drain risers.
5. See drawing number 438-PT for detailed riser port dimensions and plan views.
6. 48" thermostat height is standard on WF\* 300 - 400 units. Remote thermostat is required on WF\* 600 - 800 units for 48" thermostat height.

UNIT MODEL	NOMINAL CFM	A	B	F	H	G	K	M
WF*-300-##	300	16	16	14	32	34	48	22
WF*-400-##	400	16	16	14	36	38	48	26
WF*-600-##	600	18	16	14	40	41	52	29
WF*-800-##	800	18	16	14	44	45	56	33

\* C = 3 ROW  
D = 4 ROW  
## = 2P, ET, AT

All dimensions in inches.

**VERTICAL FAN-COIL UNITS**

**THE WHALEN COMPANY**  
EASTON, MARYLAND

**FAN COIL UNITS-2 PIPE  
AND OPTIONAL ELECTRIC HEAT UNITS  
WITH INTERNAL DRAIN PAN - RISERS BY OTHERS**

DRAWING NUMBER 432B-PT-NR

JANUARY 2002